







# NYS Canal Corporation Overall Performance

## December 2018

Goal*	Measure	Year-To-Date 2018		
		Status	Target	Actual
Safety	DART Rate ( <i>Index</i> )		4.68	<b>3.4</b>
Environmental Responsibility	Environmental Incidents ( <i>Units</i> )		<30	<b>12</b>
	Good Management Practice (GMP) / Implemented Preventive and Corrective Actions (IPCA)		14	<b>44</b>
Customer Engagement	Lockings – Commercial ( <i>Units</i> )		17,550	<b>17,041</b>
	Lockings – Recreational ( <i>Units</i> )		75,600	<b>75,561</b>

Organization Performance

Status	
	Meeting or Exceeding Target
	Missing Target
	Significantly Missing Target

\* Infrastructure Management measures are transitioning to incorporate the Risk Registry methodology used by NYPA.